

General Information

Nintendo

Nintendo of Europe GmbH

Nintendo Switch Download Card Guideline

ESP (Spanish) | Front Side

Version: 2.0 | 07-2018

Be careful not to leak unnecessary information, such as guideline data, when sending materials to be printed.

Basic Colour

CMYK

Total amount of colouration should not exceed 320%.

Font

Roboto | Roboto Condensed

Freely available on <https://fonts.google.com/> as Open Source font (TrueType format).

Colour Key

RED

Highlighting for information about **FIXED** elements, measurements, positions, etc.

GREEN

Highlighting for information about **FLEXIBLE** elements, measurements, positions, etc.

Adjustable Guideline Components

1

Download Content

Position | Font | Colour:

FIXED

Font Size

FIXED

Complete the "Activation code for" with XX hour(s)/day(s)/week(s)/month(s)

CÓDIGO DE
DESCARGA DE
CONTENIDO
DESCARGABLE

CÓDIGO DE
ACTIVACIÓN DE
XX XXXXXX

2

Additional Software Information Disclaimers

Only use if needed.

Adjust the placeholder Xs with the respective software title.

Position (right side) | Font | Colour:

FIXED

Height | Width | Position on the y-axis:

FLEXIBLE

Preferably on the top right.

3

Age Rating

Use the corresponding age rating

Position | Size:

FIXED

4

Limited Software Language

Only use if needed.

Position (right side) | Width | Font | Colour:

FIXED

Height | Position on the y-axis:

FLEXIBLE

Preferably on the bottom right.

Fixed Guideline Components

Position | Font | Size | Colour:

FIXED

1

NINTENDO SWITCH Logo

2

Software title / logo on front

Always show the software title / logo.

3

Publisher name / logo

1

NINTENDO SWITCH

CÓDIGO DE
DESCARGA DE
UN PROGRAMA
COMPLETO

2

SOFTWARE TITLE/LOGO

3

?

www.pegi.info

Publisher
name / logo

2

Para disfrutar de este contenido, se requiere una copia de Xxxx Xxxx (se vende por separado).

2

Para disfrutar de este contenido, se requiere una copia de Xxxxxx Xxxxxx (descarga gratuita en Nintendo eShop).

4

Textos del juego solo en inglés y francés

4

Textos del juego solo en inglés

Guideline Belt

Contains guidelines for the software among other mandatory elements.

Note: The pink text is just a placeholder. Please adjust it accordingly to the correct information and change the colour from **TBD_TBC** to **Switch_Grey_Dark**.

Basic Information

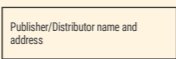
- **Position:**
 - **[FIXED]** Always at the bottom of the format.
- **Dimensions:**
 - **[FIXED]** The width of the belt is fixed.
 - **[FLEXIBLE]** Please adjust the height of the guideline belt depending on the volume of information to be displayed.
- Two basic heights are defined for the following versions: Single Language | French (FRA)
- When creating the UKV Download Card, keep in mind that its height also needs to be applicable to all other single language Download Cards, except FRA.
- **Background colour:**
 - **[FIXED]** White (C0 / M0 / Y0 / K0)
- **Spacing:**
 - **[FIXED]** Minimum space between each element (horizontal/vertical): **0.5mm**

Guideline | Descriptions

- 1 eShop information and Redeem sentence**
 - **Position | Size | Font | Colour:**
 - **[FIXED]** The IMPORTANT box must always be shown at the top of the belt.
- 2 Legal information**
 - **Position | Size | Font | Colour:**
 - **[FIXED]**
- 3 Play mode**
 - **Position | Size | Font | Icons | Border | Colours:**
 - **[FIXED]** Always show the complete table with all three modes.
- 4 Number of players**
 - **Position | Size | Font | Border | Colours:**
 - **[FIXED]** Add the appropriate number for each offline play mode.
- 5 "Required"/"Compatible"/"Includes" icons**
 - **Size | Font | Icons | Colour:**
 - **[FIXED]** Always list "Required" icons first.
 - **Position:**
 - **[FLEXIBLE]** Preferably as displayed.



- 6 Publisher name and address**
 - or name and address of distributor located in the EU, if Publisher has no EU address.
 - Font | Colour | Style:**
 - **[FIXED]**
 - **Position | Size:**
 - **[FLEXIBLE]** Preferably as shown.



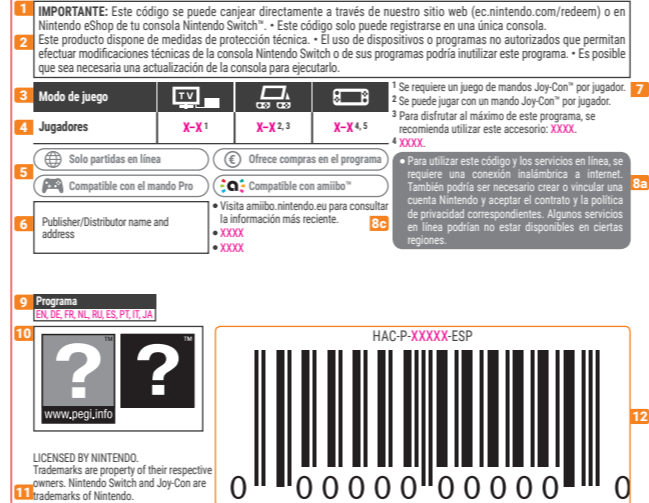
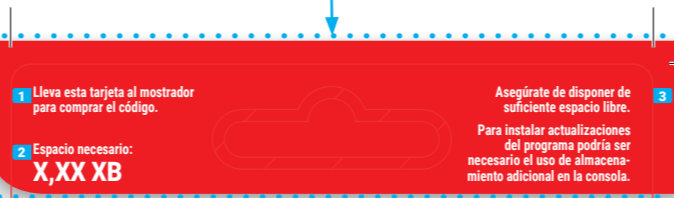
- 7 Additional information regarding play modes and supported controllers**
 - **[FIXED]** Add a footnote after the number of players for each play mode and list below the play mode table the number and kind of controllers that can be used by each player. The shown footnotes are only placeholders and must be adjusted in relation to the software.
 - For multiplayer modes, display the footnote 1 and / or 2 for required Joy-Con setups. If there is accessory available which enhances the gameplay use 3.
 - List any other notes and usage precautions, and mention things such as accessories and additional controllers that may need to be purchased for playing multiplayer.
 - The number of notes can be increased or decreased.
 - **Size | Font | Colour:**
 - **[FIXED]**
 - **Position:**
 - **[FLEXIBLE]** Preferably next to the play mode table, as displayed.

- **Be careful that users do not end up making unnecessary additional purchases!**
 - If the player can choose to use either one or two Joy-Con controllers, treat the software as requiring one Joy-Con when listing the number of controllers required for each player.
 - When listing required additional controllers and accessories, start from the assumption that the user has one Nintendo Switch console with the two Joy-Con controllers and one Joy-Con grip (non-recharging) that come with it.
 - When the type or number of required controllers differs depending on how they are used or held, it is acceptable to list only the standard controller(s) on the title sheet, and include a link to the software's official webpage where users can find more detailed information.
 - For information about selling points for the software (online multiplayer, special controller usages or accessories that may be used to enhance the user's experience, etc.), please use the Software Area.

Fixed Guideline Components

- **Position | Font | Size | Colour:**
 - **[FIXED]**

- 1 Text only for Print**
- 2 "Required space" information**
- 3 Storage space information**



8 Additional information and notes on the game before purchase

Use one of the two defined sizes.

[a] Download specifications for games that do not have online play:

- **Font | Colour:**
 - **[FIXED]**
- **Size:**
 - **[FIXED]**
- **Position:**
 - **[FLEXIBLE]** Preferably as displayed.

- Para utilizar este código y los servicios en línea, se requiere una conexión inalámbrica a internet. También podría ser necesario crear o vincular una cuenta Nintendo y aceptar el contrato y la política de privacidad correspondientes. Algunos servicios en línea podrían no estar disponibles en ciertas regiones.

- Para utilizar este código y los servicios en línea, se requiere una conexión inalámbrica a internet. También podría ser necesario crear o vincular una cuenta Nintendo y aceptar el contrato y la política de privacidad correspondientes. Algunos servicios en línea podrían no estar disponibles en ciertas regiones.

[b] Download specifications for games that have online play:

- **Font | Colour:**
 - **[FIXED]**
- **Size:**
 - **[FIXED]**
- **Position:**
 - **[FLEXIBLE]** Preferably as displayed.

- Para utilizar este código y los servicios en línea, se requiere una conexión inalámbrica a internet. También podría ser necesario crear o vincular una cuenta Nintendo y aceptar el contrato y la política de privacidad correspondientes. Algunos servicios en línea podrían no estar disponibles en ciertas regiones. A partir del lanzamiento oficial del servicio de suscripción en línea en 2018, será necesaria una suscripción de pago para jugar en línea.

- Para utilizar este código y los servicios en línea, se requiere una conexión inalámbrica a internet. También podría ser necesario crear o vincular una cuenta Nintendo y aceptar el contrato y la política de privacidad correspondientes. Algunos servicios en línea podrían no estar disponibles en ciertas regiones. A partir del lanzamiento oficial del servicio de suscripción en línea en 2018, será necesaria una suscripción de pago para jugar en línea.

[c] Please add the following footnote(s) as shown in the title sheet:

- **Font | Colour:**
 - **[FIXED]**
- **Size:**
 - **[FIXED]**
- **Position:**
 - **[FLEXIBLE]**

- Visita amiibo.nintendo.eu para consultar la información más reciente.
- Este programa puede contener publicidad indirecta y anuncios de productos.
- Para disfrutar plenamente de este programa, se requiere una capacidad de lectura básica de alguno de los idiomas en los que está disponible.

A grey frame can be used to emphasise information.

Multiple notes can be combined in one grey box.

- Visita amiibo.nintendo.eu para consultar la información más reciente.
- Este programa puede contener publicidad indirecta y anuncios de productos.
- Para disfrutar plenamente de este programa, se requiere una capacidad de lectura básica de alguno de los idiomas en los que está disponible.

9 Language table

Always show the language table.

- **Font | Colour | Height:**
 - **[FIXED]**
- **Width | Position:**
 - **[FLEXIBLE]** Preferably as displayed.

10 Age rating and descriptor icons


► **[FIXED]** If the age rating is above PEGI 3, it must always be displayed in the guideline belt, with the respective descriptor icon(s).

- **Position | Size | Layout:**
 - **[FIXED]** Size of the PEGI age rating icon and descriptor icons is fixed and precisely defined by the PEGI age rating rules and guidelines.
 - **It is not allowed to adjust the size of the icons under any circumstances!**
 - The PEGI age rating and descriptor icons must always be placed in a frame, as displayed.
- **Versions | Spacing:**
 - **[FIXED]** Always use the versions shown below on the guideline belt.
 - Space between and around the icons: **1mm**



Age rating and IARC descriptor

Adjust the PEGI icon and the text as required for each software title.



11 Copyright, trademark text and Licensed by Nintendo text

- **[FIXED]** Copyright text must be English only.
- **Size | Font | Colour | Position:**
 - **[FIXED]**

12 Universal Product Code (UPC-A) and Print code,

Adjust the placeholder Xs as necessary for each software title.

- **Position | Size | Font | Colour:**
 - **[FIXED]**